

Lecture (07)

Digital Modulation

“Digital data transmission through analog signals”

Dr. Ahmed ElShafee

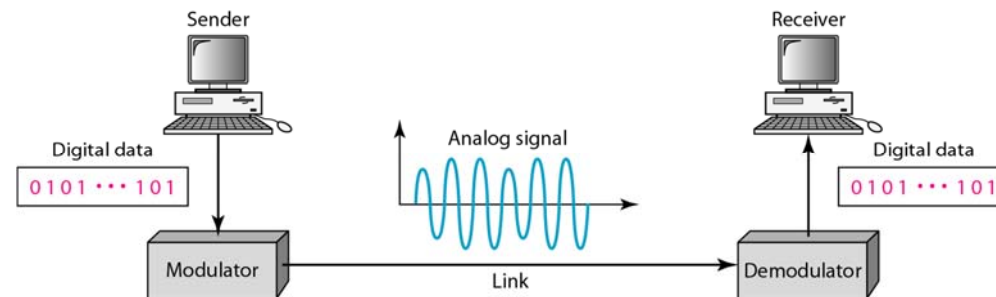
Agenda

- Aspects of Digital Modulation
- Amplitude Shift Keying
- Frequency Shift Keying
- Phase Shift Keying
- Quadrature Amplitude Modulation

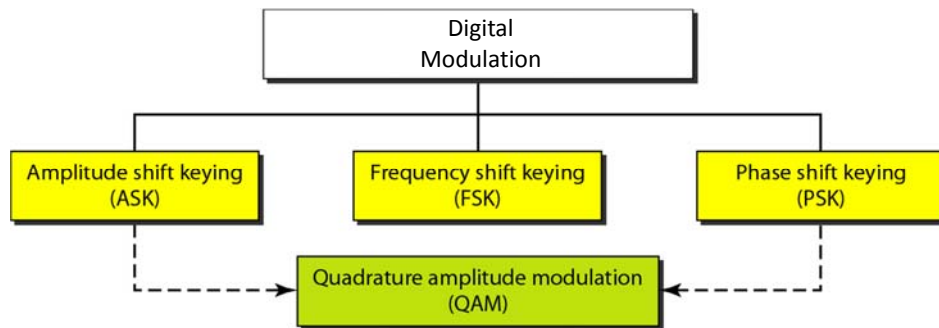
Aspects of Digital Modulation

- Digital Modulation conversion is the process of changing one of the characteristics of an analog signal based on the information in digital data.
- Digital data needs to be carried on an analog signal.
- A **carrier** signal (frequency f_c) performs the function of transporting the digital data in an analog waveform.
- The analog carrier signal is manipulated to uniquely identify the digital data being carried.

Digital Modulation



Types of Digital Modulation



Dr. Ahmed ElShafee, ACU Spring 2016, Data Communication

- Bit rate, N , is the number of bits per second (bps).
- Baud rate is the number of signal elements per second (bauds).
- In the analog transmission of digital data, the signal or baud rate is less than or equal to the bit rate.

$$S = N \times 1/r$$

- N_b ; bits/ signal
- r ; ratio between data symbol/signal symbols (bits/baud)
- L ; levels or signals or symbol

$$r = \log_2 L$$

Dr. Ahmed ElShafee, ACU Spring 2016, Data Communication

Example

An analog signal carries 4 bits per signal element. If 1000 signal elements are sent per second, find the bit rate.

Solution

In this case, $r = 4$, $S = 1000$, and N is unknown. We can find the value of N from

$$S = N \times \frac{1}{r} \quad \text{or} \quad N = S \times r = 1000 \times 4 = 4000 \text{ bps}$$

Dr. Ahmed ElShafee, ACU Spring 2016, Data Communication

Example

An analog signal has a bit rate of 8000 bps and a baud rate of 1000 baud. How many data elements are carried by each signal element? How many signal elements do we need?

Solution

In this example, $S = 1000$, $N = 8000$, and r and L are unknown. We find first the value of r and then the value of L .

$$S = N \times \frac{1}{r} \quad \rightarrow \quad r = \frac{N}{S} = \frac{8000}{1000} = 8 \text{ bits/baud}$$
$$r = \log_2 L \quad \rightarrow \quad L = 2^r = 2^8 = 256$$

Dr. Ahmed ElShafee, ACU Spring 2016, Data Communication

Amplitude Shift Keying (ASK)

- ASK is implemented by changing the amplitude of a carrier signal to reflect amplitude levels in the digital signal.
- For example: a digital “1” could not affect the signal, whereas a digital “0” would, by making it zero.
- The line encoding will determine the values of the analog waveform to reflect the digital data being carried.

Bandwidth of ASK

- The bandwidth B of ASK is proportional to the signal rate S (baud).

$$B = (1+d)S$$

- “d” is due to modulation and filtering, lies between 0 and 1.

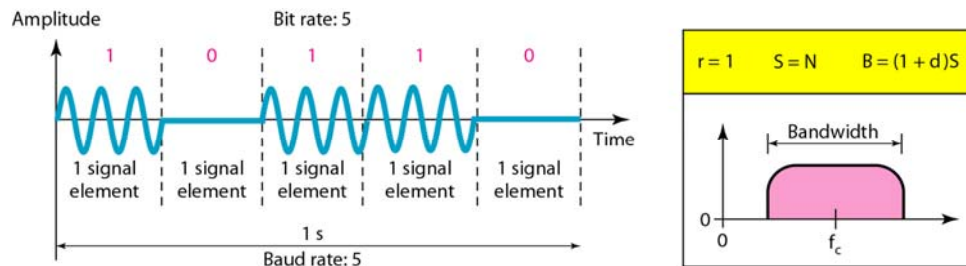
$$S = N_b \times 1/r$$

- N_b ; bits/ signal
- r; ratio between data symbol/signal symbols (bits/ baud)

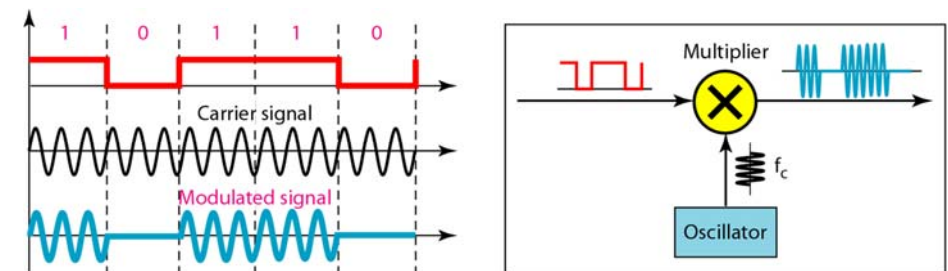
$$r = \log_2 L$$

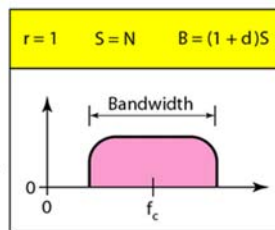
- L; levels or signals or symbol

Binary amplitude shift keying



Implementation of binary ASK





Example

We have an available bandwidth of 100 kHz which spans from 200 to 300 kHz. What are the carrier frequency and the bit rate if we modulated our data by using ASK with $d = 1$?

- **Solution**
- The middle of the bandwidth is located at 250 kHz. This means that our carrier frequency can be at $f_c = 250$ kHz. We can use the formula for bandwidth to find the bit rate (with $d = 1$ and $r = 1$).

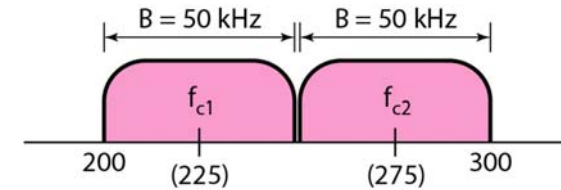
$$B = (1 + d) \times S = 2 \times N \times \frac{1}{r} = 2 \times N = 100 \text{ kHz} \quad \rightarrow \quad N = 50 \text{ kbps}$$

Example

In data communications, we normally use full-duplex links with communication in both directions.

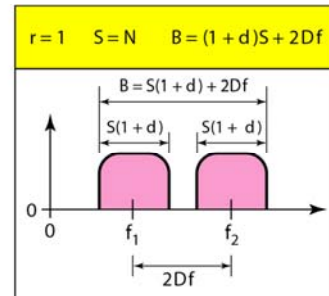
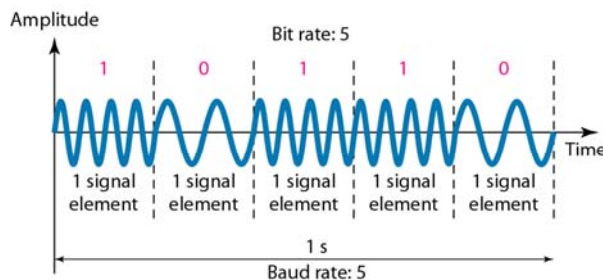
We need to divide the bandwidth into two with two carrier frequencies, as shown in Figure.

The figure shows the positions of two carrier frequencies and the bandwidths. The available bandwidth for each direction is now 50 kHz, which leaves us with a data rate of 25 kbps in each direction.



Frequency Shift Keying

- The digital data stream changes the frequency of the carrier signal, f_c .
- For example, a "1" could be represented by $f_1 = f_c + \Delta f$, and a "0" could be represented by $f_2 = f_c - \Delta f$.



Bandwidth of FSK

- If the difference between the two frequencies (f_1 and f_2) is $2\Delta f$, then the required BW B will be:

$$B = (1+d)S + 2\Delta f$$

Example

We have an available bandwidth of 100 kHz which spans from 200 to 300 kHz. What should be the carrier frequency and the bit rate if we modulated our data by using FSK with $d = 1$?

• Solution

- This problem is similar to the previous example, but we are modulating by using FSK. The midpoint of the band is at 250 kHz. We choose $2\Delta f$ to be 50 kHz; this means

$$B = (1 + d) \times S + 2\Delta f = 100 \quad \rightarrow \quad 2S = 50 \text{ kHz} \quad S = 25 \text{ kbaud} \quad N = 25 \text{ kbps}$$

Coherent and Non Coherent

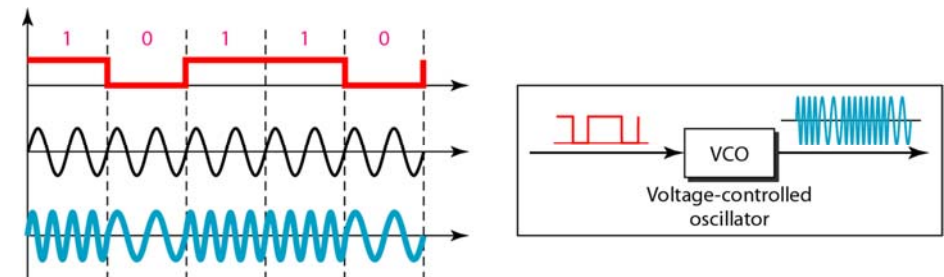
- In a non-coherent FSK scheme, when we change from one frequency to the other, we do not adhere to the current phase of the signal.
- In coherent FSK, the switch from one frequency signal to the other only occurs at the same phase in the signal.

Multi level FSK

- Similarly to ASK, FSK can use multiple bits per signal element.
- That means we need to provision for multiple frequencies, each one to represent a group of data bits.
- The bandwidth for FSK can be higher

$$B = (1+d) \times S + (L-1)/2\Delta f = L \times S$$

MFSK



Example

We need to send data 3 bits at a time at a bit rate of 3 Mbps. The carrier frequency is 10 MHz. Calculate the number of levels (different frequencies), the baud rate, and the bandwidth.

Solution

We can have $L = 2^3 = 8$.

The baud rate is $S = 3 \text{ Mbps}/3 = 1 \text{ Mbaud}$.

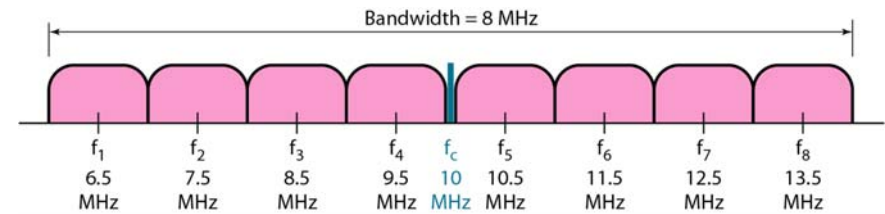
This means that the carrier frequencies must be 1 MHz apart ($2\Delta f = 1 \text{ MHz}$).

The bandwidth is $B = 8 \times 1\text{M} = 8\text{M}$.

Following Figure shows the allocation of frequencies and bandwidth.

Dr. Ahmed ElShafee, ACU Spring 2016, Data Communication

Bandwidth of MFSK



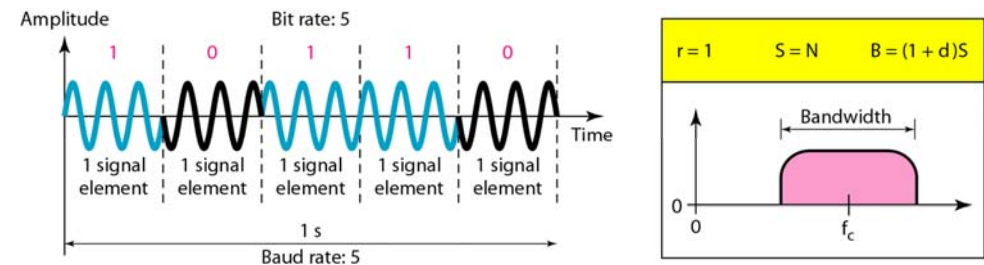
Dr. Ahmed ElShafee, ACU Spring 2016, Data Communication

Phase Shift Keyeing

- We vary the phase shift of the carrier signal to represent digital data.
- The bandwidth requirement, B is:
$$B = (1+d) \times S$$
- PSK is much more robust than ASK as it is not that vulnerable to noise, which changes amplitude of the signal.

Dr. Ahmed ElShafee, ACU Spring 2016, Data Communication

Binary phase shift keying

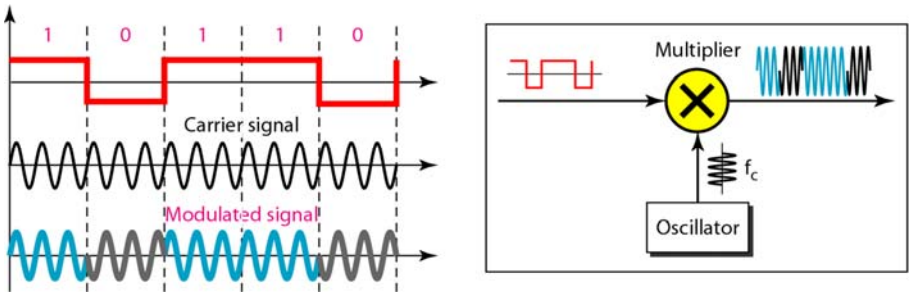


Dr. Ahmed ElShafee, ACU Spring 2016, Data Communication

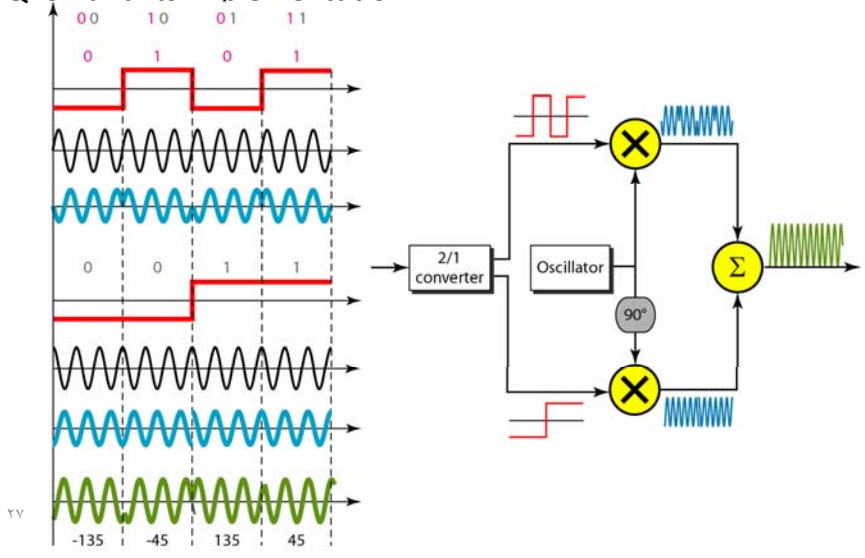
Quadrature PSK

- To increase the bit rate, we can code 2 or more bits onto one signal element.
- In QPSK, we parallelize the bit stream so that every two incoming bits are split up and PSK a carrier frequency.
- One carrier frequency is phase shifted 90° from the other - in quadrature.
- The two PSKed signals are then added to produce one of 4 signal elements.
- $L = 4$ here.

Implementation of BASK



QPSK and its implementation



Example

Find the bandwidth for a signal transmitting at 12 Mbps for QPSK. The value of $d = 0$.

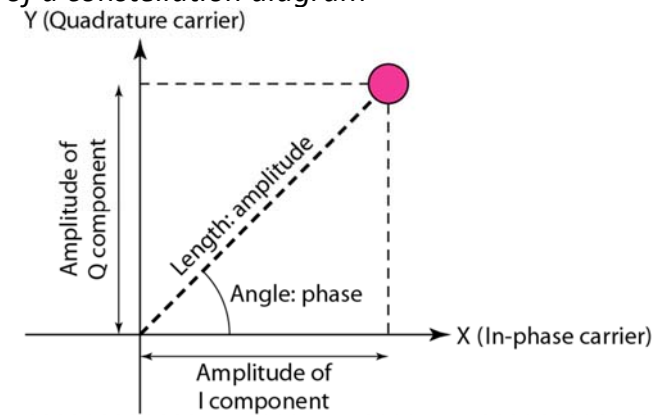
Solution

For QPSK, 2 bits is carried by one signal element.
 This means that $r = 2$.
 So the signal rate (baud rate) is $S = N \times (1/r) = 6$ Mbaud.
 With a value of $d = 0$, we have $B = S = 6$ MHz.

Constellation Diagrams

- A constellation diagram helps us to define the amplitude and phase of a signal when we are using two carriers, one in quadrature of the other.
- The X-axis represents the in-phase carrier and the Y-axis represents quadrature carrier.

Concept of a constellation diagram

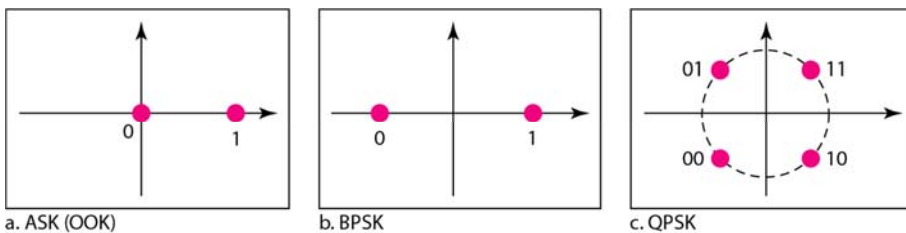


Example

Show the constellation diagrams for an ASK (OOK), BPSK, and QPSK signals.

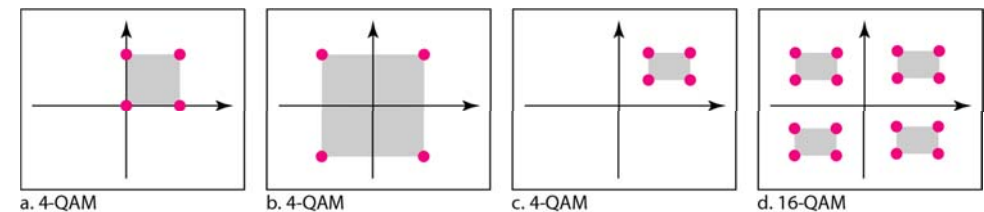
Solution

Next Figure shows the three constellation diagrams.



- Quadrature amplitude modulation is a combination of ASK and PSK.

- *Constellation diagrams for some QAMs*



Thanks,...