




Lecture (06)



Network Access layer fundamentals III LAN, & WAN

By:

Dr. Ahmed ElShafee

Dr. Ahmed ElShafee, ACU : Fall 2015, Networks II

Agenda

- Ethernet Framing
- What is WAN?
- What is MAN?

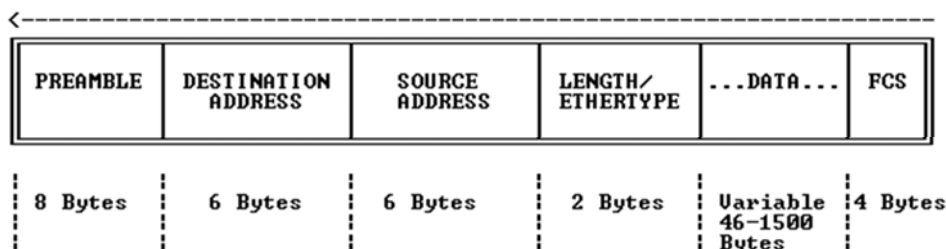
٢

Dr. Ahmed ElShafee, ACU Fall2015, Computer Networks II

Ethernet Framing

Definition:

- Framing defines the meaning behind the bits that are transmitted across a network.
- Which refers to the definition of the fields assumed to be in the data that is received.



٣

Dr. Ahmed ElShafee, ACU Fall2015, Computer Networks II

Ethernet Framing (2)

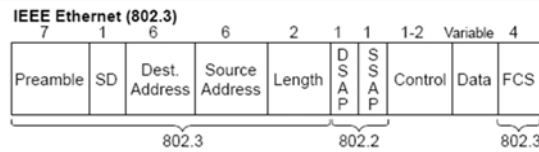
Real life example:

- For instance, if Fred is sending data to Barney over an Ethernet.
- Fred put Barney's Ethernet address in the Ethernet header so that Barney would know that the Ethernet frame was meant for Barney.
- The IEEE 802.3 standard defines the location of the destination address field inside the string of bits sent across the Ethernet .

٤

Dr. Ahmed ElShafee, ACU Fall2015, Computer Networks II

Ethernet Framing (7)

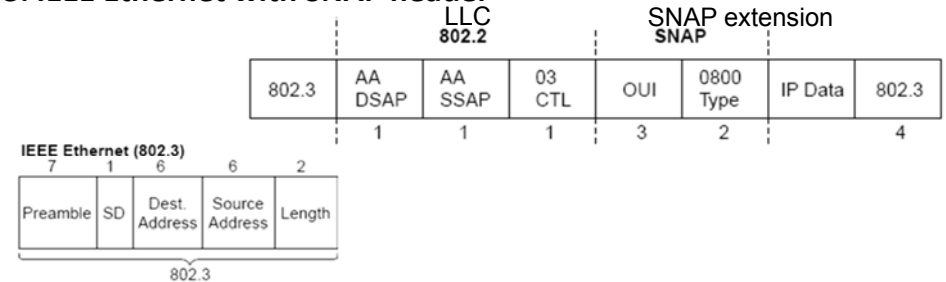


- When the IEEE first created the 802.2 standard, anyone with a little cash could register favorite protocols with the IEEE and receive a reserved value with which to identify those favorite protocols in the DSAP, and SSAP field.
- For instance, Novell registered IPX and was assigned hex E0 by the IEEE.
- However, the IEEE did not plan for a large number of protocols—and it was wrong.
- As it turns out, the 1-byte-long DSAP field is not big enough to number all the protocols.

Dr. Ahmed ElShafee, ACU Fall2015, Computer Networks II

Ethernet Framing (8)

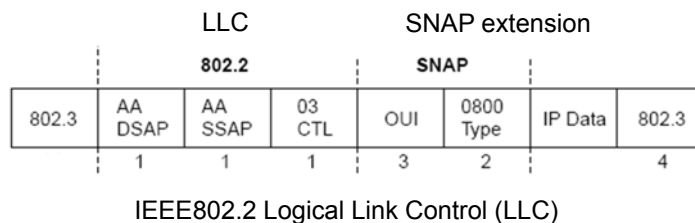
3. IEEE Ethernet with SNAP header



- To accommodate more protocols, the IEEE allowed the use of an extra header, called a Subnetwork Access Protocol (SNAP) header
- OUI : IEEE Organizationally Unique Identifier

Dr. Ahmed ElShafee, ACU Fall2015, Computer Networks II

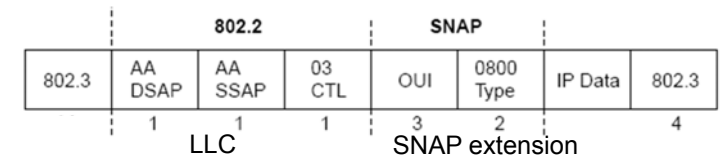
- To identify that type of header, the DSAP, & SSAP field is AA, which implies that a *SNAP header follows the 802.2 header, and the SNAP header* includes a 2-byte protocol type field.
- Which is used for the same purpose as the DSAP field, but because it is 2 bytes long, all the possible protocols can be identified.



Dr. Ahmed ElShafee, ACU Fall2015, Computer Networks II

Ethernet Framing (9)

- For instance, in Figure, the SNAP type field has a value of 0800, signifying that the next header is an IP header



- IEEE Organizationally Unique Identifier (OUI) followed by a 2-octet protocol ID.
- If the OUI is hexadecimal 000000, the protocol ID is the Ethernet type (Ether Type)

Dr. Ahmed ElShafee, ACU Fall2015, Computer Networks II

Ethernet Framing (10)

Other Examples

- Some examples of values in the Ethernet Type and SNAP Protocol fields are 0800 for IP and 8137 for NetWare.
- Examples of IEEE SAP values are E0 for NetWare, 04 for SNA,

Ethernet Framing (11)

Headers summary:

Protocol Type Fields in LAN Headers

Field Name	Length	LAN Type
Ethernet Type	2 bytes	DIX Ethernet
802.2 DSAP and SSAP	1 byte each	IEEE Ethernet, IEEE Token Ring, ANSI FDDI
SNAP Protocol	2 bytes	IEEE Ethernet, IEEE Token Ring, ANSI FDDI

What is WAN?

- LAN standards and protocols define how a network between two devices operates, these devices are relatively close together.
- Team *local* refers to LAN
- WAN standards and protocols define how to network between devices that are relatively far apart—in some cases, even thousands of miles apart—
- Term *wide-area* refers to WAN.

What is WAN? (2)

- LANs tend to reside in a single building or possibly among buildings in a campus using optical cabling approved for Ethernet.
- WAN connections typically run longer distances than Ethernet, across town or between cities.
- Often, only one or a few companies even have the rights to run cables under the ground between the sites.
- So, the people who created WAN standards needed to use different physical specifications than Ethernet to send data 1000 km or more (WAN).

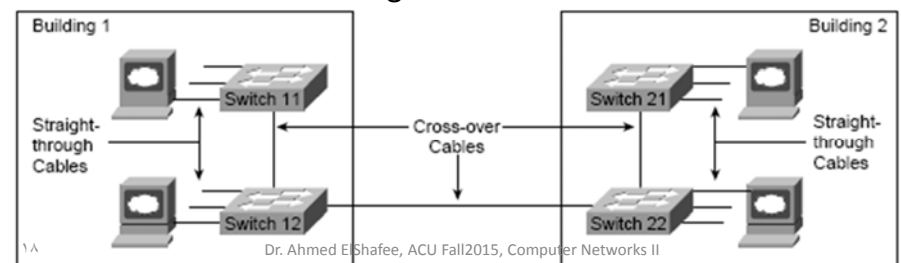
What is MAN?

- Besides LANs and WANs, the term *metropolitan-area network (MAN)* is sometimes used for networks that extend between buildings and through rights-of-ways.
- The term typically implies a network that does not reach as far as a WAN, generally in a metropolitan area.




OSI layer1 of WAN

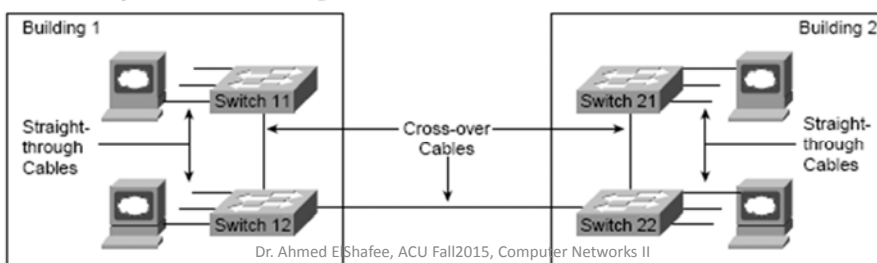
- The OSI physical layer defines the standards and protocols used to create the physical network and to send the bits across that network.
- A point-to-point WAN link acts like a trunk between two Ethernet switches in many ways.
- Below figure shows a LAN with two buildings and two switches in each building.



OSI layer1 of WAN (2)



- the trunk links between the switches uses Ethernet network layer protocol, which uses a twisted pair of wires to transmit and another twisted pair to receive, to reduce electromagnetic interference.



OSI layer1 of WAN (3)

- Now imagine that the buildings are 1000 KMs apart instead of right next to each other.
- You are immediately faced with two problems:
 1. Ethernet does not support any type of cabling that allows an individual trunk to run for 1000 KMs
 2. Even if Ethernet supported a 1000 KMs trunk, you do not have the rights of way needed to bury a cable over the 1000 KMs of real estate between buildings.

OSI layer1 of WAN (4)

- To create such long links, or circuits, the actual physical cabling is owned, installed, and managed by a company that has the right of way to run cables under streets.
- Because a company that needs to send data over the WAN circuit does not actually own the cable or line, it is called a *leased line*.
- Companies that can provide leased WAN lines typically started life as the local telephone company called "Telecom"
- In many countries, the telephone company is still a government-regulated or government-controlled monopoly

٢١

Dr. Ahmed ElShafee, ACU Fall2015, Computer Networks II

OSI layer1 of WAN (5)

- Point-to-point WAN links provide basic connectivity between two points.
- It is similar to what you would have if you made a phone call between two sites but you never hung up.
- The two devices on either end of the WAN circuit could send and receive bits between each other any time they want, without needing to dial a phone number.
- It is called a *leased circuit or leased line* because you have the exclusive right to use that circuit, as long as you keep paying for it.

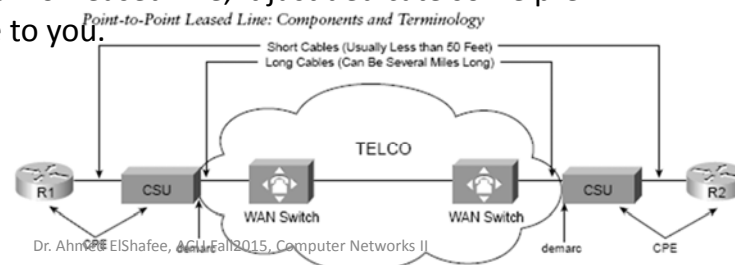
٢٢

Dr. Ahmed ElShafee, ACU Fall2015, Computer Networks II

OSI layer1 of WAN (6)

WAN Connections from the Customer Viewpoint

- Below figure presents WAN leased line acts as if the Telecom gave you two twisted pairs of wires between the two sites on each end of the line.
- Telecom has built a large network already and even runs extra cables from the local central office (CO) to your building.
- When you ask for leased line, it just dedicate some pre-installed line to you.

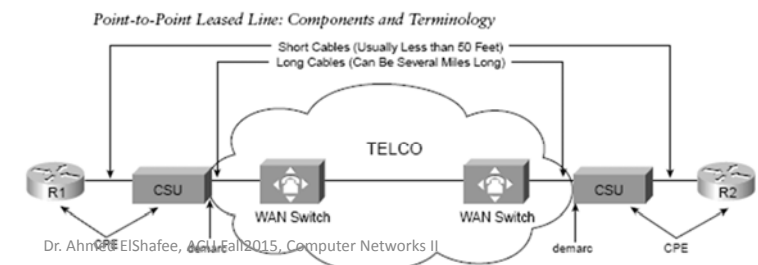


٢٣

Dr. Ahmed ElShafee, ACU Fall2015, Computer Networks II

OSI layer1 of WAN (7)

- Typically routers are connected to Channel Service Unit or Digital Service Unit "CSU/DSU" using short cable.
- In other cases router comes with internally integrated CSU
- Router + CSU called CPE "customer premises equipment" which refers to equipment in customer side.

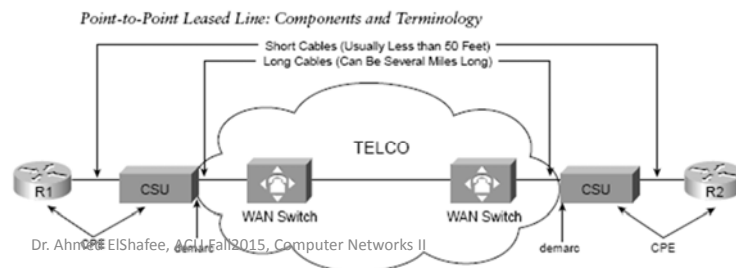


٢٤

Dr. Ahmed ElShafee, ACU Fall2015, Computer Networks II

OSI layer1 of WAN (8)

- A direct line is connected from CSU to nearest CO connecting to WAN switch.
- The same happened in the other end.
- Between WAN switches, there may be different COs, and different WAN switches uses different technologies.



OSI layer1 of WAN (9)

WAN Cabling Standards

There are two type of WAN links (serial links)

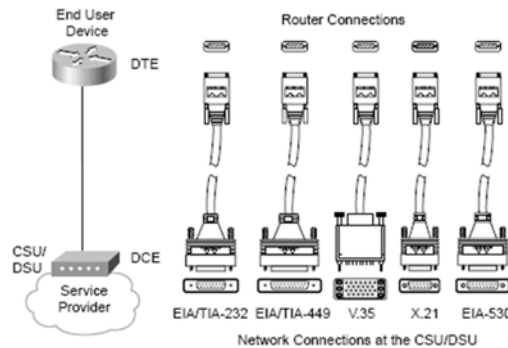
- synchronous serial interfaces
- asynchronous serial interfaces

Most common serial WAN links are synchronous

OSI layer1 of WAN (10)

1. Router 2 CSU

Serial Cabling Options



WAN Interface Cable Standards

Standard Connectors (into CSU/DSU)	Standards Body	Number of Pins on the Connector
EIA/TIA-232	TIA	25
EIA/TIA-449	TIA	37
EIA/TIA-530	TIA	25
V.35	ITU	34
X.21	ITU	15

OSI layer1 of WAN (11)

2. CSU to CO

- The cable between the CSU/DSU and the Telecom CO typically uses an RJ-48 connector to connect to the CSU/DSU;
- the RJ-48 connector has the same size and shape as the RJ-45 connector used for Ethernet cables.



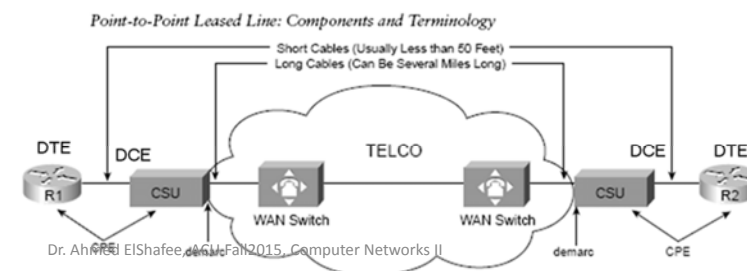
OSI layer1 of WAN (13)

Clock Rates, DCE, and DTE

- When a network engineer needs to add a point-to-point leased line between two routers, he contacts a service provider and orders the circuit.
- As part of that process, the customer specifies how fast the circuit should run, in kilobits per second (kbps).
- While the circuit is being set up by the Telecom, the engineer purchases two CSU/DSUs, installs one at each site, and configures each CSU/DSU.
- He also cables each router to the respective CSU/DSU using the cables shown in the previous section.
- Eventually, the Telecom installs the new line into the customer premises, and the line can be connected to the CSU/DSUs

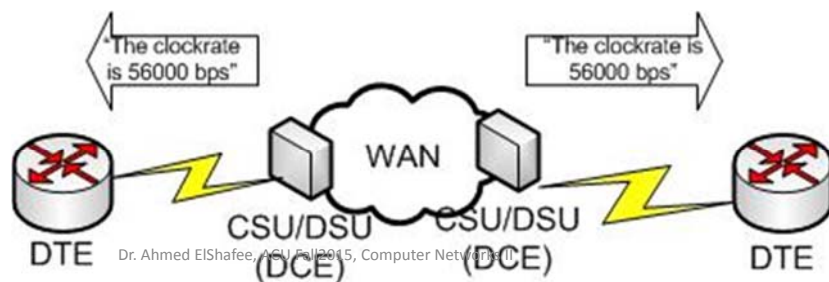
OSI layer1 of WAN (14)

- *clock rate, bandwidth, link speed* all refer to the same thing
- One of the most important issue is that the two CSU/DSUs are configured to operate at that same speed.
- To do so, one device provides a clocking signal to the other device which simply react, sending and receiving data at the correct rate.



OSI layer1 of WAN (15)

- The device that provides clocking, typically the CSU, is considered to be the *data communications equipment (DCE)*.
- The device receiving clocking, typically the router, is referred to as *data terminal equipment (DTE)*.



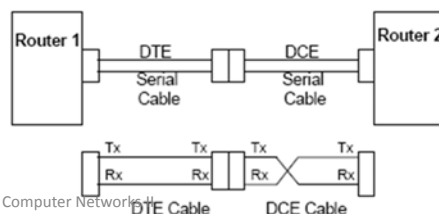
OSI layer1 of WAN (16)

- So when network engineer buys a serial cable for his router, he may buy
 - DCE cable if his router acts as DCE device
 - DTE cable if his router acts as DTE device (typical)

OSI layer1 of WAN (18)

Back-to-back serial link

- You can buy two routers, a DTE serial cable for one router, and a DCE serial cable for the other and connect the two cables together.
- The router with the DCE cable in it can be configured to provide clocking— meaning that you do not need a CSU/DSU. So, you can build a WAN in your network lab,(The DCE cable has a female connector, and the DTE has a male connector, so they can be connected.)



٣٣

Dr. Ahmed ElShafee, ACU Fall2015, Computer Networks II

OSI layer1 of WAN (19)

- Link Speeds Offered by Telecoms**
- So, years ago, the Telecoms of the world developed a standard for sending voice using digital transmissions.
- Digital signaling inside their networks allowed for the growth of more profitable data services, such as leased lines.
- They used Pulse Code Modulation
- PCM defines that an incoming analog voice signal should be sampled 8000 times per second, and each sample should be represented by an 8-bit code.
- So, 64,000 bits were needed to represent 1 second of voice.

٣٤

Dr. Ahmed ElShafee, ACU Fall2015, Computer Networks II

OSI layer1 of WAN (20)

- So the baseline transmission speed was 64 kbps because that was the necessary bandwidth for a single voice call.
- The term *digital signal level 0 (DS0)* refers to the standard for a single 64-kbps line.
- Later the Telecoms starting selling data services—in other words, leased lines.
- The phone companies could sell a DS0 service at 64 kbps.
- Telecom decided to just sell 7 of every 8 bits that could be sent over a DS0—and 7/8 of 64 kbps is 56 kbps. (ECC)
- Today many Telecoms do not use that bit, so they can offer the full 64-kbps channel.

٣٥

Dr. Ahmed ElShafee, ACU Fall2015, Computer Networks II

OSI layer1 of WAN (21)

- Then Telecom starts duplicating DS0 to offer wider band width


WAN Speed Summary

Type of Line	Name of Signalling Type	Bit Rate
56	DS0*	56 kbps
64	DS0	64 kbps
T1	DS1	1.544 Mbps (24 DS0s, plus 8 kbps overhead)
T3	DS3	44.736 Mbps (28 DS1s, plus management overhead)
E1	ZM	2.048 Mbps (32 DS0s)
E3	M3	34.064 Mbps (16 E1s, plus management overhead)
J1	Y1	2.048 Mbps (32 DS0s; Japanese standard)

*DS0, with 1 robbed bit out of 8

٣٦

Dr. Ahmed ElShafee, ACU Fall2015, Computer Networks II



**Thanks,..
See you next week (ISA),...**

Dr. Ahmed ElShafee, ACU : Fall 2015, Networks II